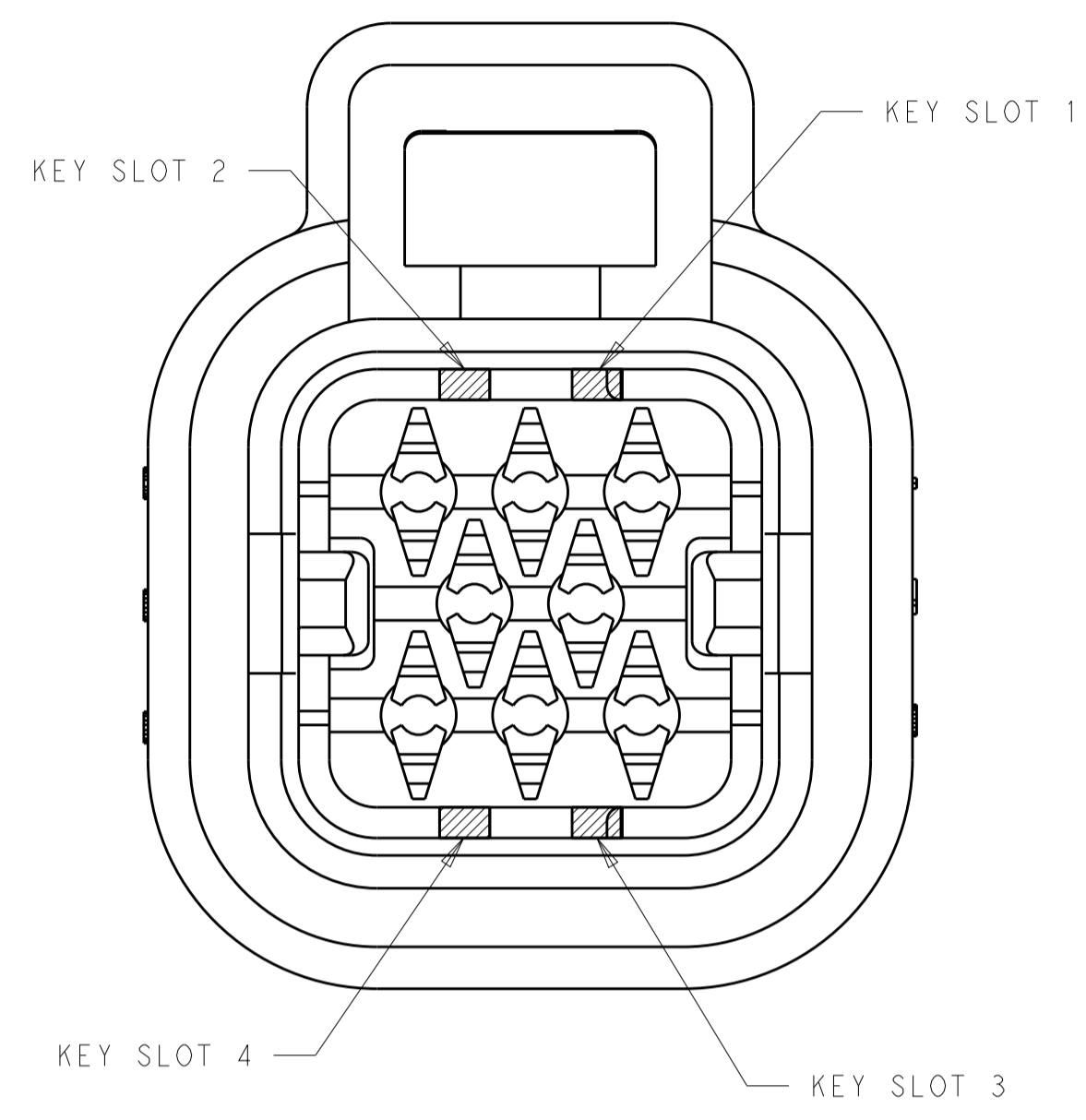
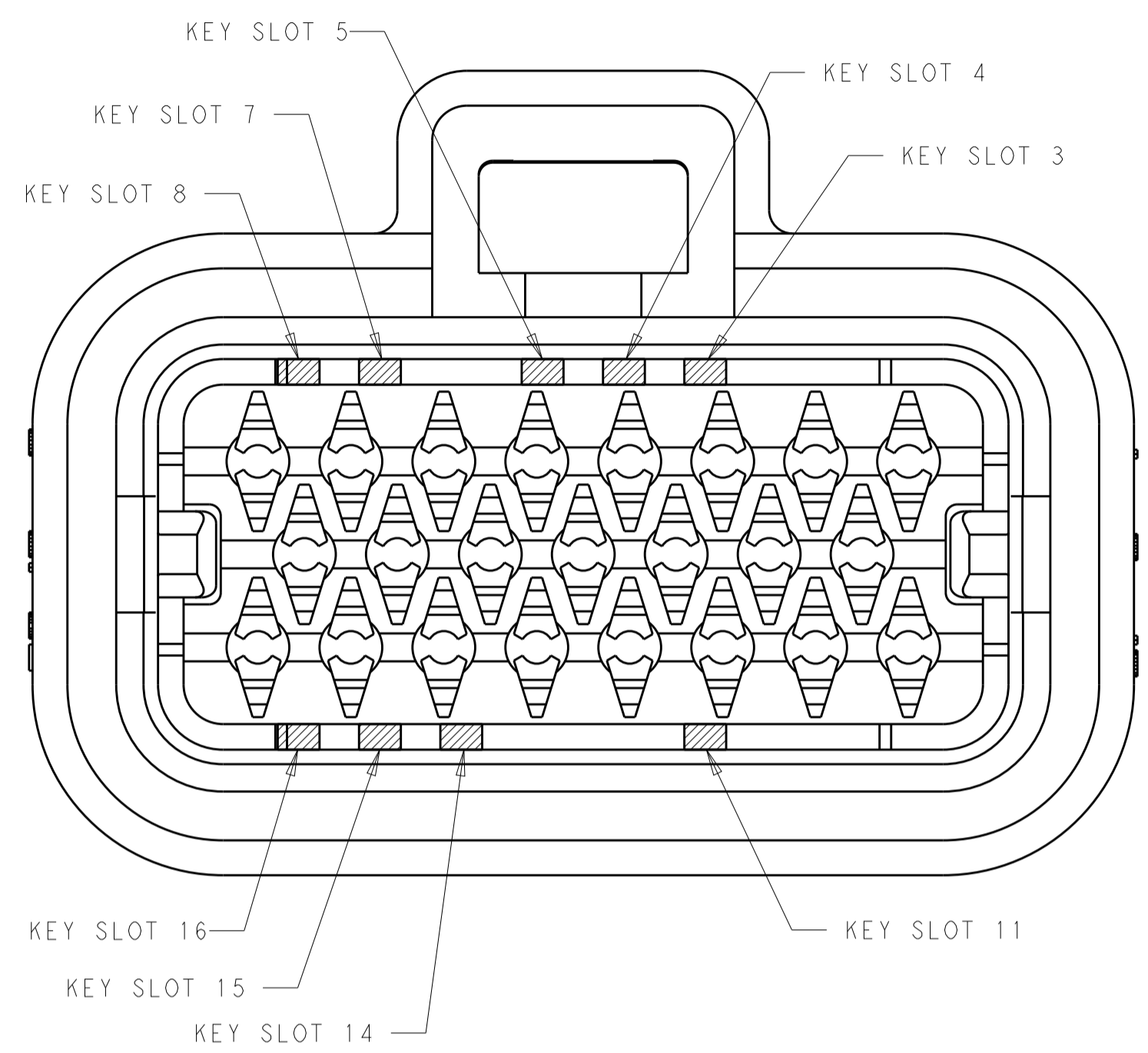


REVISIONS				
P.	LTN	DESCRIPTION	DATE	APVD
-	-	SEE SHEET 1	-	-



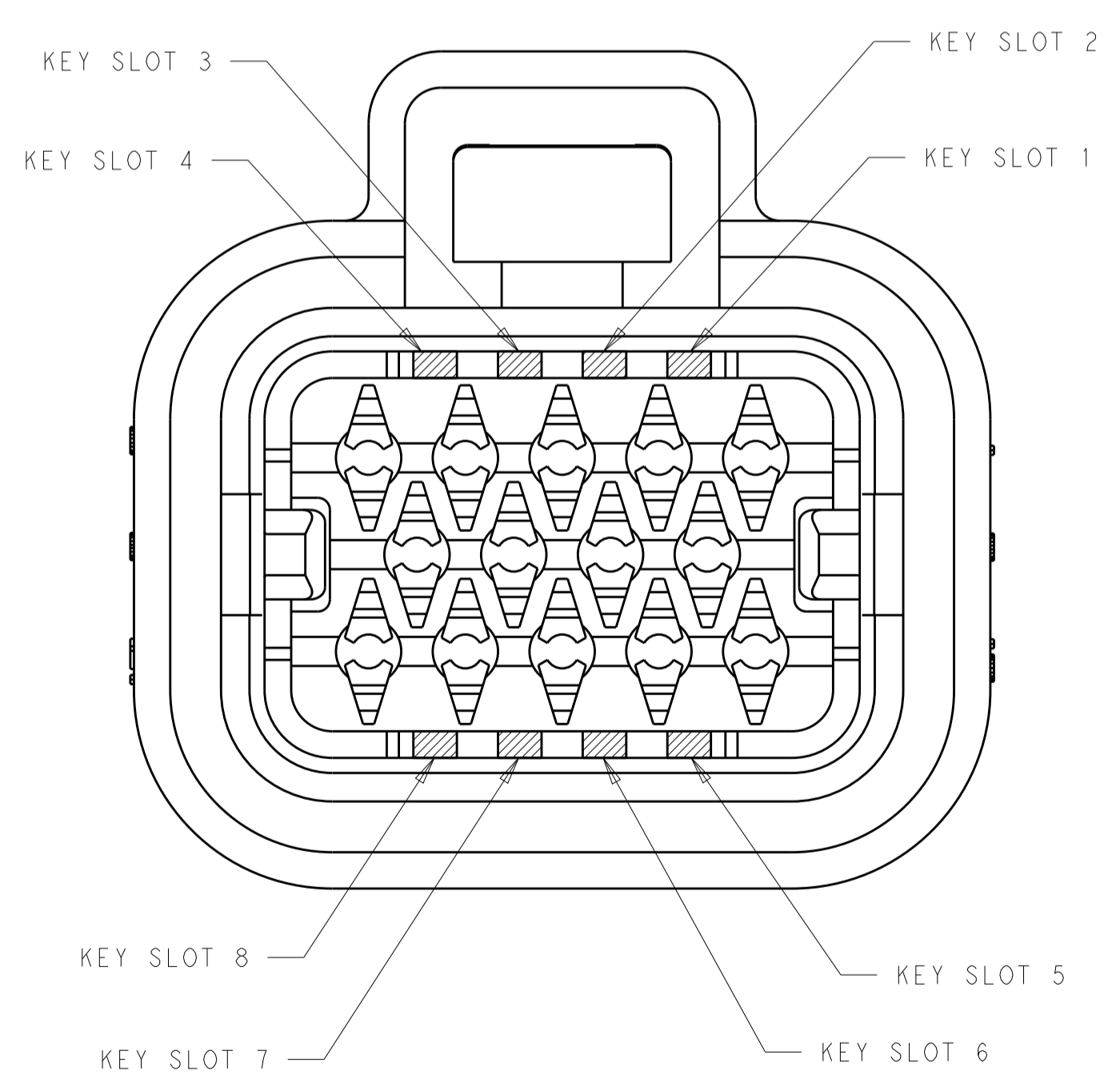
1 & 3	NATURAL	776286-2
2 & 4	BLACK	776286-1
KEY SLOT LOCATION (SEE VIEW ABOVE)	COLOR	PART NUMBER

8-POSITION CONNECTOR
KEY SLOT LOCATIONS
SCALE 4:1



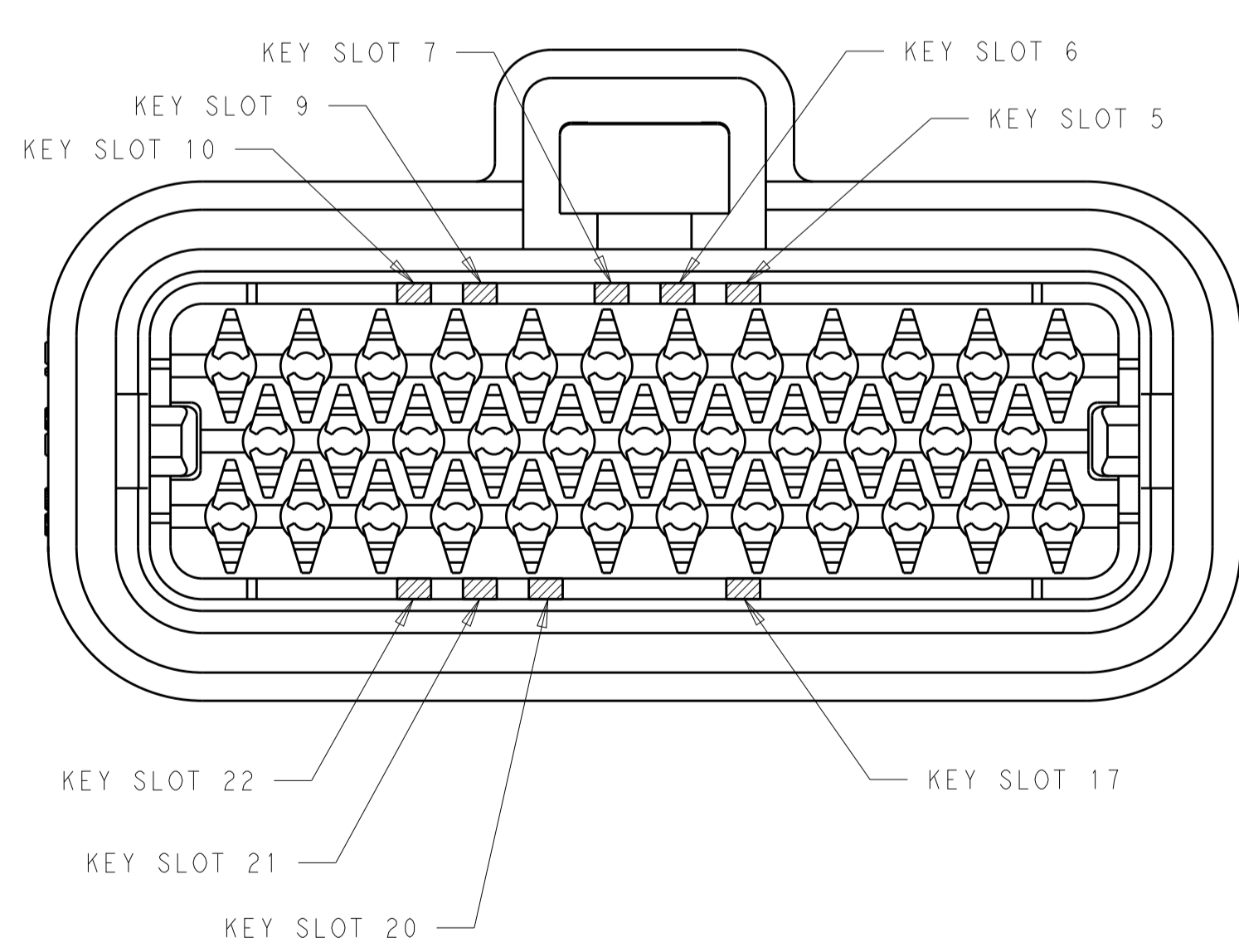
3, 8 & 16	BLUE	770680-5
7 & 15	GREY	770680-4
4 & 14	BLACK	770680-3
5 & 11	NATURAL	770680-2
4 & 14	BLACK	770680-1
KEY SLOT LOCATION (SEE VIEW ABOVE)	COLOR	PART NUMBER

23-POSITION CONNECTOR
KEY SLOT LOCATIONS
SCALE 4:1



3 & 5	BLUE	776273-5
2 & 8	GREY	776273-4
1 & 6	NATURAL	776273-2
3 & 7	BLACK	776273-1
KEY SLOT LOCATION (SEE VIEW ABOVE)	COLOR	PART NUMBER

14-POSITION CONNECTOR
KEY SLOT LOCATIONS
SCALE 4:1



7 & 22	ORANGE	776164-6
5, 10, 22	BLUE	776164-5
9 & 21	GREY	776164-4
7 & 17	NATURAL	776164-2
6 & 20	BLACK	776164-1
KEY SLOT LOCATION (SEE VIEW ABOVE)	COLOR	PART NUMBER

35-POSITION CONNECTOR
KEY SLOT LOCATIONS
SCALE 3:1

THIS DRAWING IS A CONTROLLED DOCUMENT.		OWN: A. MARTIN 11JUN2015	TE Connectivity NAME: PLUG ASSEMBLY, AMPSEAL FAMILY DRAWING
DIMENSIONS: mm		CHK: D. STRAUSSER 29JUN2015	
TOLERANCES UNLESS OTHERWISE SPECIFIED: 0 PLC ± 1 PLC ±0.2 2 PLC ± 3 PLC ± 4 PLC ± ANGLES ±		APVD: G. BROWN 29JUN2015	
MATERIAL: SEE NOTE 1		FINISH: -	
PRODUCT SPEC: 108-1329 APPLICATION SPEC: 114-16016		SIZE: A1 CAGE CODE: 00779 DRAWING NO: C=2293782	RESTRICTED TO: -
CUSTOMER DRAWING		SCALE: 1:1	SHEET: 2 OF 2